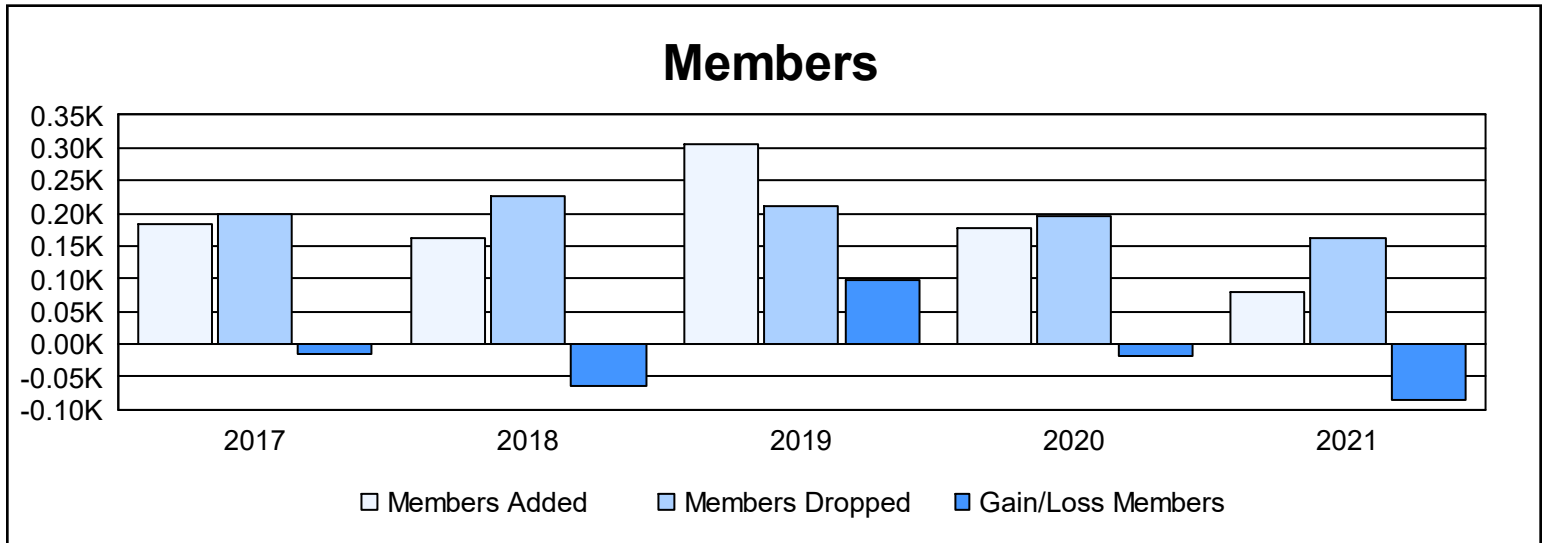
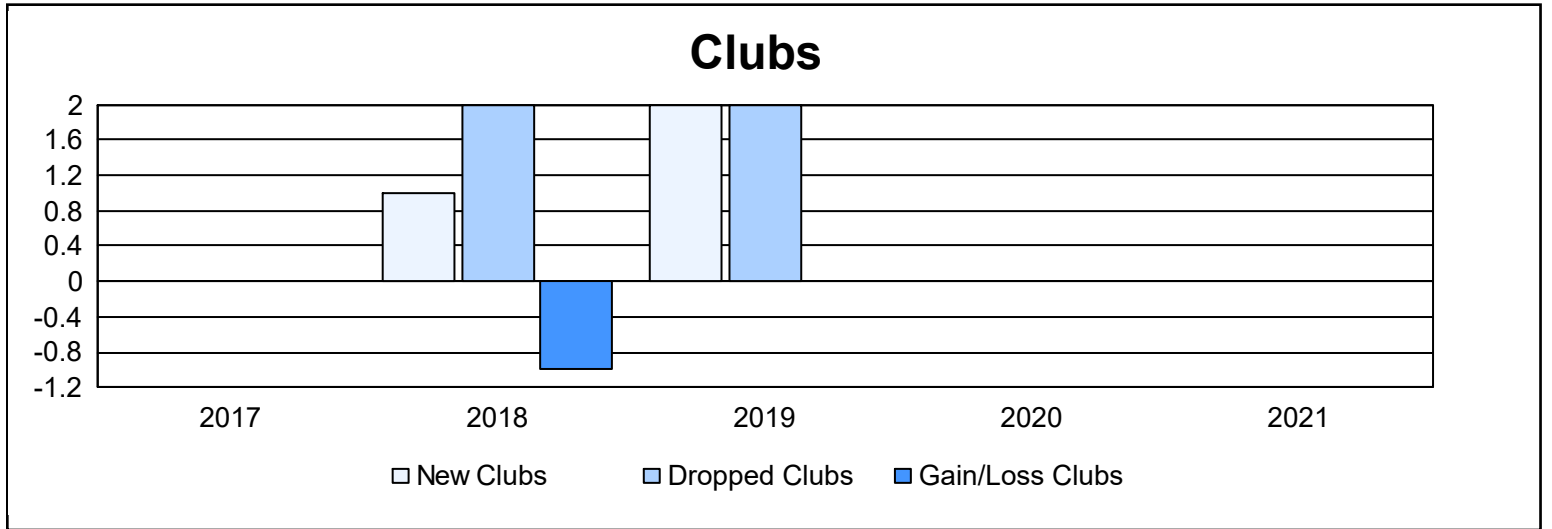
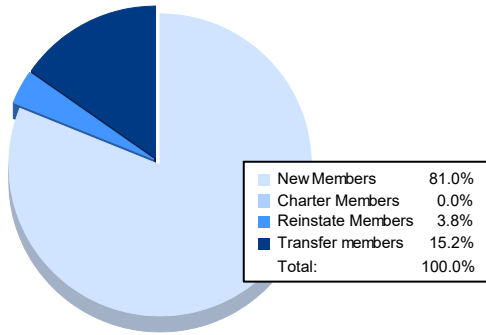


| Year | New Clubs | Dropped Clubs | Gain/ Loss Clubs | New Members | Charter Members | Reinstate Members | Transfer Members | Total Member Added | Total Members Dropped | Gain/ Loss Members |
|----------------|-----------|---------------|------------------|-------------|-----------------|-------------------|------------------|--------------------|-----------------------|--------------------|
| 2016-2017 | 0 | 0 | 0 | 164 | 0 | 3 | 16 | 183 | 198 | -15 |
| 2017-2018 | 1 | 2 | -1 | 118 | 21 | 1 | 22 | 162 | 227 | -65 |
| 2018-2019 | 2 | 2 | 0 | 144 | 102 | 3 | 58 | 307 | 210 | 97 |
| 2019-2020 | 0 | 0 | 0 | 162 | 5 | 2 | 9 | 178 | 195 | -17 |
| 2020-2021 | 0 | 0 | 0 | 64 | 0 | 3 | 12 | 79 | 163 | -84 |
| Average | 1 | 1 | 0 | 130 | 26 | 2 | 23 | 182 | 199 | -17 |



Membership Composition June 2021 Cumulative



Gender Composition June 2021 Cumulative

